









# Dr Lock Shop Key Blank Cross Reference Sheet









- Dr Lock Shop Key Blank Cross Reference Sheet
- Different manufactures use different numbers to identify key blanks.
- If your key number is in the same row – then it's the same blank
- To re-order please use Silca key reference – see [www.drlock.com.au/store/keys](http://www.drlock.com.au/store/keys)
- some manufactures have 2 keys that will do the same thing – that's why 2 numbers are listed
- If the cross-reference is not listed for key manufacture – then they don't make it

Image	SILCA	KEYLINE	JMA	ILCO	ERREBI	MR MINT	OZ	BARND USED ON	USED FOR	NOTES
	LW4	LKW5	LWO-1D	4 C4	LD4	803	OZ4	Lockwood 5 Pin	Domestic lock "Most Common"	SAME AS LW5 BUT SHORTER "VERY COMMON"
	LW5	LKW9		LK1 C4B	LD5	228	OZ4B	LOCKWOOD INTERLOCK DORIC SECURICRAFT 6 PIN	Domestic lock	SAME AS LW4 BUT LONGER "VERY COMMON"
	TE2	TES5	TE8I	GR10	TS7R	239	OZGR8	GAINSBOROUGH TESA 5 PIN	DOMESTIC LOCKS	
	WC2	WT2		C71	WC2		OZ4W	WHITCO 5 PIN	DOMESTIC LOCKS	OLDER WHITCO LOCKS CAN USE LW4 MOST THE TIME FOR THIS BLANK

	YA1E	Y1	YA24D	999U	YG5D		OZ111	YALE	DOMESTIC LOCKS YALE EUROSPEC	OLDER LOCKS AND SOME NEW CHEAP IMPORTED LOCKS
	CB44R			LH10	CO27R	308	OZLA5			THIS BLANK AS CB34R BUT LONGER
	CB34R	COR75	COR-35		CO21R	21	OZ66X	LANE 5 PIN	DOMESTIC LOCKS	THIS BLANK AS CB44R BUT SHORTER
	KS1	K1F	KWI1	1063W 1063KW-BR 1176 K176	KT1T	103	OZ176	KWIKSET	DOMESTIC LOCKS	SAME AS LW4 BUT THINNER GOOD FOR CHEAP LOCKS
	LW4R	LKW55	LWO-1		LD22R	23	OZ4R	Lockwood 5 Pin	OLDER DOMESTIC LOCKS	SAME SHAPE AS A STANDARD LOCKWOOD KEY BUT IN REVERSE



LW4R	LKW55	LWO-1		LD22R	23	OZ4R	Lockwood 5 Pin	OLDER DOMESTIC LOCKS	SAME SHAPE AS A STANDARD LOCKWOOD KEY BUT IN REVERSE
LF43R	LF29S		C208	LF37R	227	OZ212	WHITCO DORIC LOWE & FLETCHER CHUBB AUSTRAL LOCK LOCKSAFE	WINDOW LOCKS SMALL LOCKS CAM LOCKS	VERY COMMON
LF27	LF32	LF20	C209	LF36		OZ209	LOWE & FLETCHER LOCK FOCUS	ROLLER DOORS SLIDING GLASS DOOR LOCK SCREEN DOOR LOCK CAM LOCKS MAILBOX - LOCKER	MORE COMMON THEN LF37
LF24	LF33	LF-25	LF20	LF31	511	OZ213	LOWE & FLETCHER LOCK FOCUS	ROLLER DOORS SLIDING GLASS DOOR LOCK SCREEN DOOR LOCK CAM LOCKS MAILBOX - LOCKER	
LF37	LF21	LF35	C209 209L				LOWE & FLETCHER LOCK FOCUS	ROLLER DOORS SLIDING GLASS DOOR LOCK SCREEN DOOR LOCK CAM LOCKS MAILBOX - LOCKER	SAME KEY BLADE AS LF27 BUT THINNER
LW3	LKW4		1531	LD3	41	OZ24	LOCKWOOD	SMALL LOCKS WINDOW LOCKS PADLOCKS	
YA3	YE8		997D	KS5PD	114	OZ5	YALE	SMALL LOCKS SOME CHEAP PADLOCKS SMALL CHEAP LOCKS	

	YA3	YE8		997D	KS5PD	114	OZ5	YALE	SMALL LOCKS SOME CHEAP PADLOCKS SMALL CHEAP LOCKS	
	YA7	YE5PD	YA3D	H997E	Y15PD			YALE	SMALL LOCKS KEY SWITCHER	
	SH3	SC43P	SLG3	1145	SH5R	42	OZ111	SCHLAGE TESA	DOMESTIC LOCKS	SHORTER BLANK 5 PIN BLANK
	SH5	SC40	SLGC	1145A	SH6C	120	OZ111B	SCHLAGE TESA	DOMESTIC LOCKS	LONGER BLANK 6 PIN BLANK
	MER33R					DR1010		CYBER LOCK CL	MAILBOX DESK LOCK LOCKERS	
	MER34R		MER20D					CYBER LOCK CL	MAILBOX DESK LOCK LOCKERS	
	MS2	MST1 MST20	MAS1	1092	M1		OZ26		MASTER PADLOCKS	
	LF31R LF4 LF6R	LF16 LF20S LF85	LF11 LF15	LF1 LF18 LF19 LF5	LF10R LF14R LF30R LF6R	24 505	OZ210 OZ211	LOWE & FLETCHER LOCK FOCUS FIRST LOCK	LOCKER LOCK MAILBOX TOOLBOX NOTICE BOARD	VERRY COMMON